




in Year 1



In Science this month, we have been recapping our learning about animals. We have focused on the features of a fish, discussed the life-cycle of frogs (in our learning about amphibians) and considered the structural features of reptiles. We have made comparisons between the different types of animals and discussed why fish can breathe underwater and why humans can breathe on land.

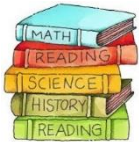


This Month's Super Learners

Homerton

Selwyn

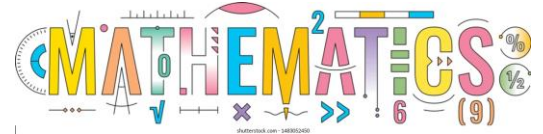

Bertrand, Jerome, Nil,
Leon, Alex



In Geography, we have been learning about Kenya. We have located it on a map and begun to discuss how the climate is different to the United Kingdom. We have also looked at some of the physical features of Kenya including Mount Longonot (an extinct volcano), Mara River and Lake Turkana.

In Art, we have been taking inspiration from artists who draw birds. We have looked closely at their drawings and sketched our own birds. We even zoomed in closely and sketched feathers. We also participated in Sky Arts Week in Week 3 and enjoyed discovering a range of landscapes from Mr Doodle to Landscape artist of the year. Then, we learnt the tricks of the trade with Oliver Jeffers, who challenged us to create a local landscape.

We began the half-term by reading a story called, 'Handa's Surprise' by Eileen Brown. In this story, the young girl called Handa, collects a basket of fruit to take to her friend in another village in Kenya. Along the way, lots of animals eat the fruit from the basket. We retold the story, discussed the characters and setting and used this story as a stimulus for writing our own journey stories.



For the first two weeks of June, we were learning about money in Maths. We learnt about how to identify coins and notes. We practised counting in 1s, 2s, 5s and 10s using coins and then moved on to adding and subtracting different amounts of money.

We then moved on to learning about time. We have been learning to tell the time on analogue clocks. On our clocks we have practiced making the time to the hour and the half hour. Have a look at us making the time on the clock below:

