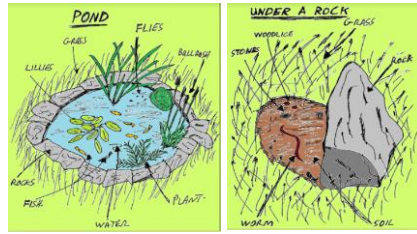





in Year 2



In Science, we have continued our learning about animals and their habitats. We have explored, identified and drawn microhabitats in our school environment, as well as created food chains. We learnt that a food chain starts with the sun and includes producers and consumers (prey and predators). We also identified offspring of different animals and learnt many new names for these offspring. Did you know a baby owl is called an owlet and a baby spider is called a spider ling?

This Month's Super Learners

Girton Class:

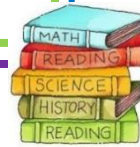
Samir, Sitong, Cassie, Gabriel, Maisie, Alan, Martin and Victoria

Emmanuel Class:

Artem, Nikoleta, Aiden, Christopher, Arina, Isabelle, Mason and Lyanna

Readers of the Month:

Girton: Hilmican
Emmanuel: Sena



In English, we have explored different text types and learned how to write letters. Our learning was based on a letter we received from the classroom chairs – they were not happy with us!


We identified different features, while learning how to use a variety of conjunctions and rhetorical questions too. We innovated and wrote a letter as a class to convince Anthony Browne to use more colour in his picture books, before we independently innovated and wrote a letter to Julia Donaldson to ask her some questions.

In Phonics, we have focused on:

- /ai/ sound spelt 'ae' or 'a-e'
- /yoo/ and /oo/ sound spelt 'u-e'
- /air/ sound spelt 'air', 'are' or 'ear'

Clay Farm Library Trip

Both Year 2 classes had the wonderful opportunity to visit Clay Farm Library! The children were able to read and borrow books, in addition to explore the local library.



In Maths, we have been learning about addition and subtraction, using practical resources to support us such as bead strings and dienes. We practised our number bonds to 10, 20 and 100, while identifying fact families with addition and subtraction number sentences. We also used related facts to help our number bonds to 100, as well as added and subtracted 1s and 10s from different numbers. Additionally, we have learnt how to add to the next 10 and subtract from a 10 using practical resources. Most recently, we have focused on how to add and subtract using a numberline.

